


Instructions

Use Adult Supervision When Assembling
Utilice La Supervisión Del Adulto Al Montar
Employez La Surveillance D'Adulte En Se Réunissant

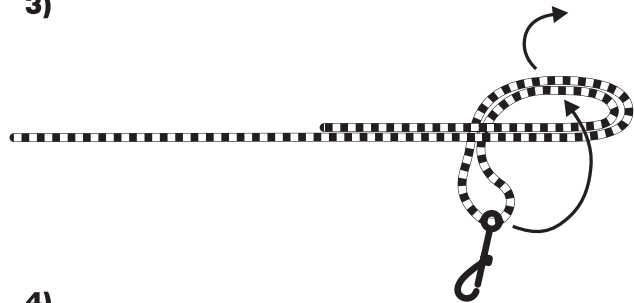
1)




2)



3)




4)



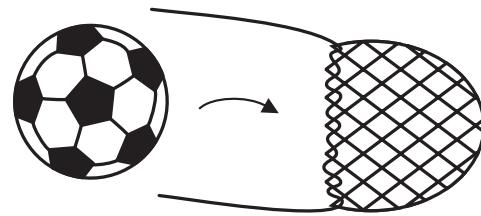
5)



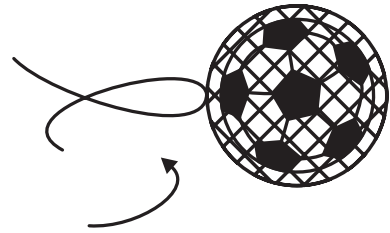
1)




2)




3)



4)

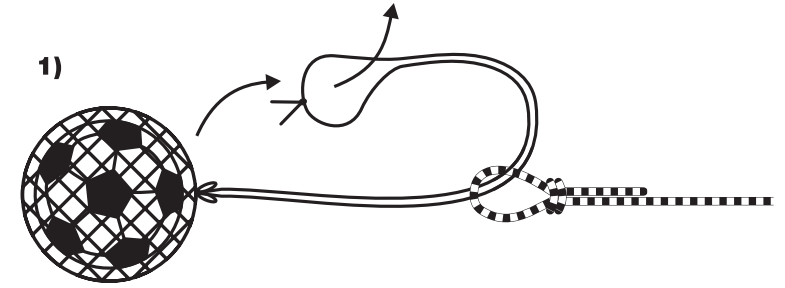


5)

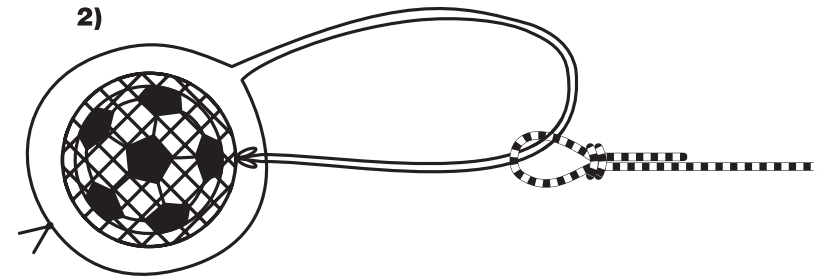


Tie extra knots for added strength
Ate más nudos para aumentar fuerza
Attachez plus de noeuds pour ajouter la force

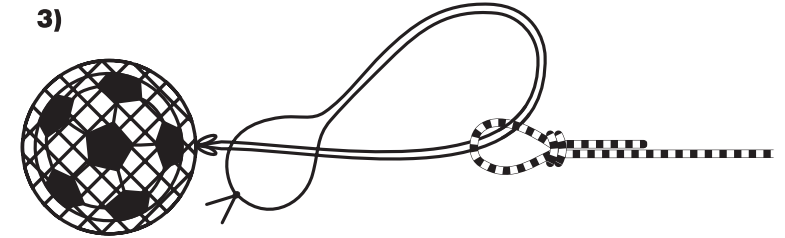
1)



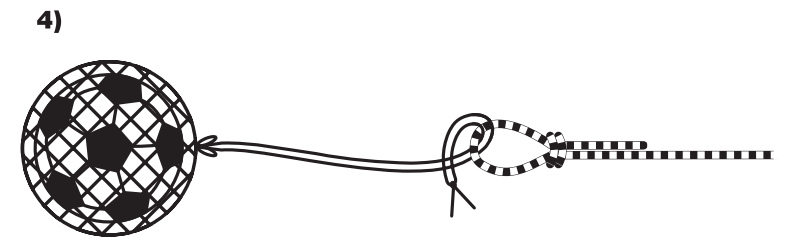
2)

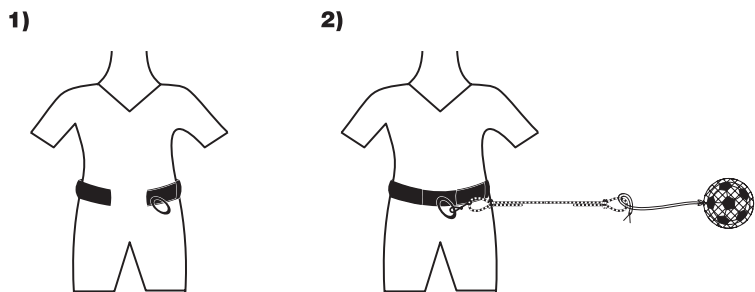
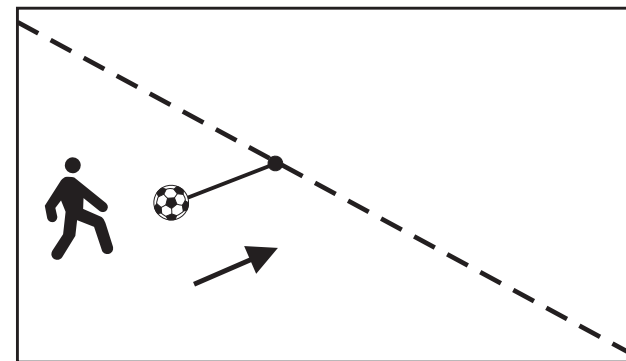
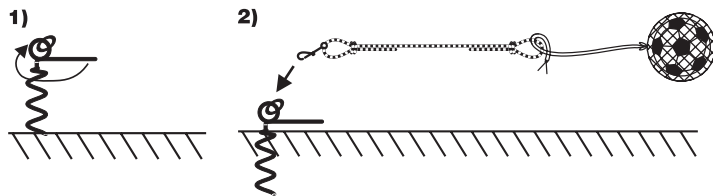


3)



4)






OK ~ BIEN ~ BON

Parts List


Lista de Partes ~ Liste de Parties



Bungee
la Cuerda Elástica
la Corde Elastique



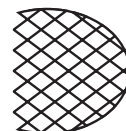
Net String
Cuerda
la Corde du Filet




Snap
el Gancho
le Crochet



Net
Malla
le Filet



Stake
Estaca
L'ancre



Caution: Remove stake from ground after use to prevent injury to persons.


Alerta: Quite la estaca del la tierra para prevenir lesión a las personas.

Avertissement: Retirez le pied du sol après l'utilisation pour empêcher des blesse aux personnes.

SoccerGrip



Bungee Belt
Correa de la
Cuerda Elastica
Ceinture de la
Corde Elastique



SNAP ~ MALO ~ MAUVAIS